

Six String Journal
Moveable Scale Forms for Development
By Leo Garcia

After watching Eliot Fisk demonstrate all of these, I thought I would write them out and share them with students. I have to confess that although I practiced scales religiously I rarely ever went through modes. There are many reasons to work on these: ear training, technique development, and for fingerboard familiarity.

The first form has the root starting on string 3, the second form has the root starting on string 4 and the third form works for both strings 5 or 6. Two-octave forms can easily be assembled by combining two forms. Scale diagrams have been included as I find them extremely helpful for visualizing the pattern as it falls on the fretboard.

C Major or Ionian

5fr
 E
 B
 G
 D
 A
 E

9fr
 E
 B
 G
 D
 A
 E

2fr
 E
 B
 G
 D
 A
 E

C Dorian

5fr
 E
 B
 G
 D
 A
 E

10tr
 E
 B
 G
 D
 A
 E

2fr
 E
 B
 G
 D
 A
 E

C Phrygian

1 2 4 -1 3 b4 b1 3 1 b4 3 1 -4 2 1

1 2 4 1 3 b4 b1 3 1 b4 3 1 4 2 1

1 2 4 1 3 4 1 3 1 4 3 1 4 2 1

5fr

E B G D A E

10fr

E B G D A E

3fr

E B G D A E

C Lydian

1 3 1 #3 4 1 3 4 3 1 4 #3 1 3 1

2 4 1 #3 4 -1 3 4 3 1 -4 #3 1 4 2

2 4 1 3 4 1 3 4 3 1 4 3 1 4 2

5fr

E B G D A E

9fr

E B G D A E

2fr

E B G D A E

C Mixolydian

1 3 1 2 4 1 b2 4 2 1 4 2 1 3 1

2 4 1 2 4 -1 b2 4 2 1 -4 2 1 4 2

2 4 1 2 4 1 2 4 2 1 4 2 1 4 2

5fr

E B G D A E

9fr

E B G D A E

2fr

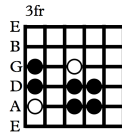
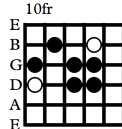
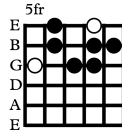
E B G D A E

C Natural Minor or Aeolian

Ascending: 1 3 4 -1 3 b 4 b 1 3 1 b 4 3 1 -4 3 1

Descending: 1 3 4 1 3 b 4 2 4 b 2 b 4 3 1 4 3 1

Ascending: 1 3 4 1 3 4 1 3 1 4 3 1 4 3 1

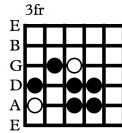
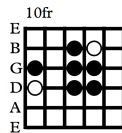
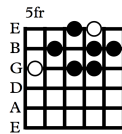


C Harmonic Minor

Ascending: 1 3 4 -1 3 b 4 2 3 2 4 3 1 -4 3 1

Descending: 1 3 4 1 3 b 4 3 4 3 4 3 1 4 3 1

Ascending: 1 3 4 1 3 4 2 3 2 4 3 1 4 3 1

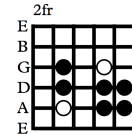
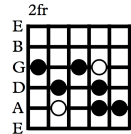
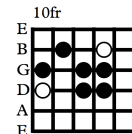
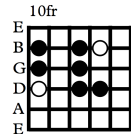
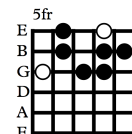
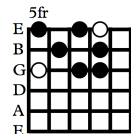


C Melodic Minor

Ascending: 1 3 4 2 4 1 b 3 4 1 b 4 3 1 -4 3 1

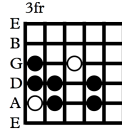
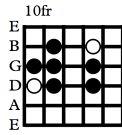
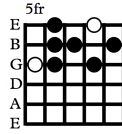
Descending: 1 3 4 1 3 b 1 b 3 4 2 b 4 3 1 4 3 1

Ascending: 1 3 4 1 4 1 3 4 1 4 3 1 4 3 1



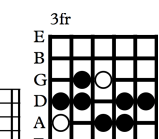
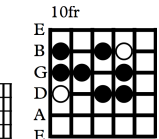
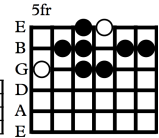
C Locrian

1 2 4 -1 2 4 1 3 1 4 2 1 -4 2 1
1 2 4 1 2 4 2 4 2 1 4 2 1
1 2 4 1 2 4 1 3 1 4 2 1 4 2 1



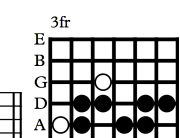
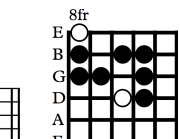
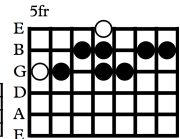
C Octatonic 1

1 3 4 1 -1 3 4 1 2 1 4 3 1
1 3 4 1 2 4 1 3 4 3 1 4 2 1 4 3 1
1 3 4 1 1 3 4 2 3 2 4 3 1 1 4 3 1



C Octatonic 2

1 -1 3 4 1 -1 3 4 1 4 3 1 -1
3 4 1 3 4 1 3 4 1 4 3 1 4 3
1 1 3 4 1 1 3 4 1 4 3 1 1 4 3 1 1



C Whole Tone

1s 2 1s 2 4 1 3 1 4 2s 1 2s 1

5fr
E
B
G
D
A
E

1s 2 4 1 3 1 3 1 4 2s 1

10tr
E
B
G
D
A
E

2 4 1s 2 4 1 3 1 4 2s 1 4 2

2fr
E
B
G
D
A
E

C Chromatic

1 2 3 4 1 2 3 4 1 2 3 4 4 3 2 1 4 3 2 1 1

4fr
E
B
G
D
A
E

4fr
E
B
G
D
A
E

9fr
E
B
G
D
A
E

10fr
E
B
G
D
A
E

1 2 3 4 1 2 3 4 1 2 3 4 4 3 2 1 4 3 2 1 1

9fr
E
B
G
D
A
E

10fr
E
B
G
D
A
E

1 2 3 4 1 2 3 4 1 2 3 4 4 3 2 1 4 3 2 1 1

2fr
E
B
G
D
A
E

2fr
E
B
G
D
A
E

1 2 3 4 1 2 3 4 1 2 3 4 4 3 2 1 4 3 2 1 1

2fr
E
B
G
D
A
E

2fr
E
B
G
D
A
E